

# How to Change Your Grade Mode

## Undergraduate Courses

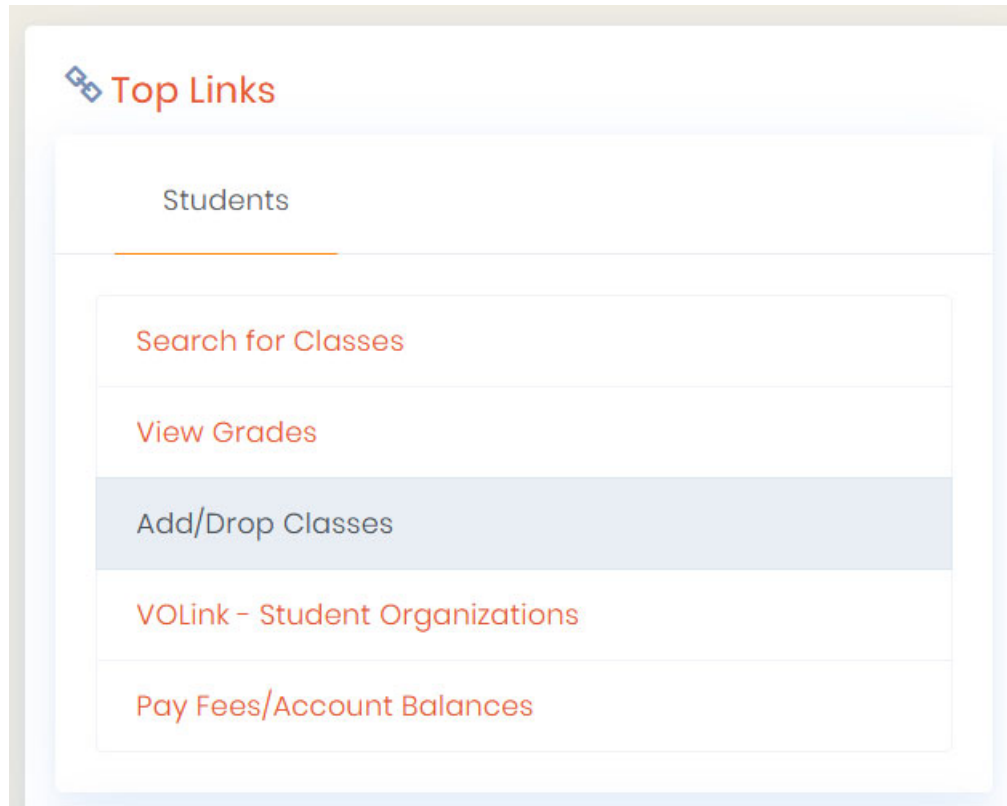


THE UNIVERSITY OF  
TENNESSEE  
KNOXVILLE



**From MyUTK, click “Add/Drop Classes” to enter the Banner Registration system.**

---









On the Registration page, click “Register for Classes” on the right side of the screen.

**THE UNIVERSITY OF TENNESSEE KNOXVILLE**

Student • Registration

## Registration

What would you like to do?

-  **[Prepare for Registration](#)**  
View registration status, update student term data, and complete pre-registration requirements.
-  **[Register for Classes](#)**  
Search and register for your classes. View and manage your schedule. Dropping courses may adversely affect financial aid and scholarships and may delay graduation. Consult a OneStop counselor on enrollment and financial aid status. Consult an academic advisor about academic consequences. Undergraduate students are allowed a total of only six W drops.
-  **[Plan Ahead](#)**  
Give yourself a head start by building plans. When you're ready to register, you'll be able to load these plans.
-  **[Browse Classes](#)**  
Browse the timetable for classes you find interesting.
-  **[View Registration Information](#)**  
View your past schedules and your ungraded classes.
-  **[Browse Course Catalog](#)**  
Look up basic course information like subject, course and description.

On the Select a Term page, choose “Spring Sem 2020” from the drop-down list and then click the Continue button.

---

[Student](#) • [Registration](#) • [Select a Term](#)

### Select a Term

Terms Open for Registration

Spring Sem 2020

Fall Sem 2020

Summer Sem 2020

Summer - Mini Term 2020

Spring Sem 2020

On the Register for Classes page, click the “Schedule and Options” tab, which will load the list of courses for which you are currently registered.


[Student](#) • [Registration](#) • [Select a Term](#) • [Register for Classes](#)

## Register for Classes

Find Classes   Enter CRNs   Plans   **Schedule and Options**

**Summary**  
Term: Spring Sem 2020

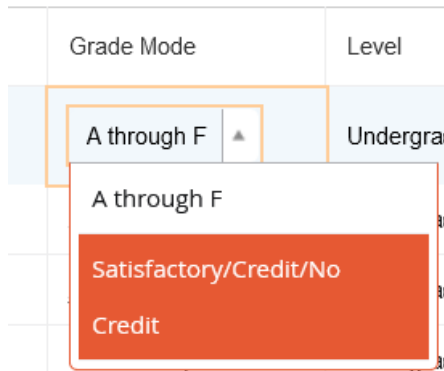
Title	Details	Hours	CRN	Schedule Type	Grade Mode
-------	---------	-------	-----	---------------	------------



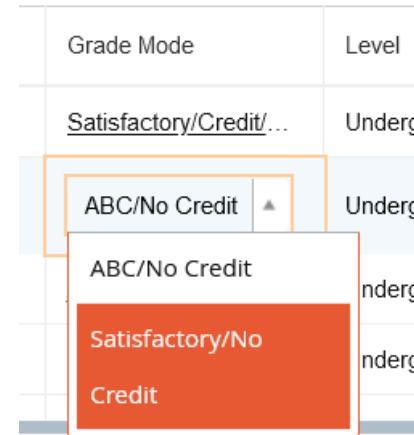
**In order to change the grade mode for your course, click on the existing Grade Mode and then select your intended Grade Mode.**

---

**If your existing Grade Mode is “A through F,” you may select “Satisfactory/Credit/No Credit” instead.**



**If your existing Grade Mode is “ABC/No Credit,” you may select “Satisfactory/No Credit” instead.**



**You may change one or more of your course Grade Modes. When you have finished making your selections, click the Submit button at the bottom right of your screen. Once saved, this message will be displayed:**

 Save Successful

# Questions?

Contact One Stop Student Services  
(865) 974-1111  
[onestop@utk.edu](mailto:onestop@utk.edu)



THE UNIVERSITY OF  
TENNESSEE  
KNOXVILLE